



Reading Comprehension Module 4

Teaching Text Structure to Support Comprehension



Slide 1

**Teaching Text Structure
to Support Comprehension**

*Using DWW Resources to
Support Instruction for School Improvement*



Slide 2



Overview of COI and DWW

- A national content center that provides materials and technical assistance
- Supports instruction in literacy, mathematics, science, special education, and with English language learners
- Builds on expert research reviews to identify effective practices
- Uses a **LEARN**→**SEE**→**DO** model to translate research-based practices into practical tools to improve instruction


Support school improvement initiatives...
...with practical implementation resources

Slide 3

Teach Comprehension Strategies
Build students' reading comprehension strategies using evidence-based practices.

Focus on Text Structure
Help students identify and use a text's organizational structure to support comprehension.

Engage Students With Text
Engage students with text through various strategies to build and strengthen their comprehension.



Slide 4

LEARN about Focus on Text Structure

Improving K-3 Reading Comprehension

Includes More than 100 annotated practices
Focus on Text Structure
Focus on Text Structure
Focus on Text Structure

Research Evidence

Research Evidence
Research Evidence
Research Evidence

Key Concepts

Key Concepts
Key Concepts
Key Concepts

Provide instruction on common structures of informational text.

Provide instruction on common structures of informational text.
Provide instruction on common structures of informational text.
Provide instruction on common structures of informational text.



Slide 5

LEARN: Research Findings

Students who are taught to understand text structure have larger gains in comprehension.

What does this mean for instruction?

- Explain how to identify and connect the parts of narrative texts.
 - Model story elements
 - Plan story mapping or sequencing activities
- Introduce and provide instruction on common structures of informational or expository text.
 - Use questions to focus on important information
 - Encourage students to look for clue words
 - Provide graphic organizers (e.g., to compare and contrast or identify cause and effect)



Slide 6

LEARN about Text Structure: Multimedia Overview

Improving K-3 Reading Comprehension

Includes More than 100 annotated practices
Focus on Text Structure
Focus on Text Structure
Focus on Text Structure

Help students to identify and use a text's organizational structure to support comprehension.

Help students to identify and use a text's organizational structure to support comprehension.
Help students to identify and use a text's organizational structure to support comprehension.
Help students to identify and use a text's organizational structure to support comprehension.

Informational Texts


Informational Texts
Informational Texts
Informational Texts

Multimedia Overview

Multimedia Overview
Multimedia Overview
Multimedia Overview

Slide 7

Helping Students Focus on Text Structure



The image shows a woman with long brown hair, wearing a white long-sleeved shirt, pointing her right index finger towards a diagram on a whiteboard. The diagram is a flowchart with a central box labeled 'Text Structure' and several arrows pointing outwards to other boxes. To the right of the flowchart is a small poster with a drawing of a person. The woman is standing in front of a whiteboard, and a student's head is visible in the foreground, looking at the whiteboard.

Helping Students Focus on Text Structure

© 2014 by Linda Ward Beech, Scholastic Teaching Resources


Slide 8

Slide 9


[illegible]

Slide 10

Interactive Strategies: Nonfiction Text Structure



Doing What Works



Interactive Strategies for Teaching Nonfiction Text Structure

[Interactive Strategies for Teaching Nonfiction Text Structure](#)
[Interactive Strategies for Teaching Nonfiction Text Structure](#)
[Interactive Strategies for Teaching Nonfiction Text Structure](#)

[Interactive Strategies for Teaching Nonfiction Text Structure](#)

[illegible]

Slide 11

The screenshot shows a presentation slide with a blue header bar containing the title "Interactive Strategies for Teaching Nonfiction Text Structure" and the subtitle "Working with partners". On the left, a "Notes" sidebar contains the following text: "Encourage students to be able to provide their own strategies for getting to useful parts of the text. For digital work together. They want to recording the information as an alternative strategy. They are using that with a partner, so a video that is for future use is a nice strategy." The main area of the slide features a photograph of a teacher in a classroom setting, wearing a vest and interacting with a young student who is looking at a book. Other students are visible in the background, some working at tables. The bottom of the slide has a blue footer bar with the text "Discuss and share strategies..." and a speaker icon on the right.

Slide 12

[illegible]

Slide 13

SEE
Narrative
Text Example

How do you use
graphic organizers?

Florida Summary Learn What Works See How It Works Do What Works

Focus on Text Structure

Teaching Character and Setting in an Inclusion Classroom

Proven Culture

Information

Sample Resources

Slide 14

Teaching Character and Setting

DOING WHAT WORKS

Teaching Character and Setting in an Inclusion Classroom

Slide 15

Teaching Character and Setting in an Inclusion Classroom Lesson-planning considerations

Proven Culture

Information

Sample Resources

Slide 19

[illegible][illegible]

Slide 20

DWW Resource Inventory

Slide 21

The screenshot shows the Center on Education Policy website. The header includes the Center on Education Policy logo and the text "Center on Education Policy" and "U.S. Department of Education". Below the header, there is a navigation bar with links such as "Home", "About Us", "Our Work", "Contact Us", and "Resources". The main content area is divided into several sections, including "Featured Resources", "Recent Publications", "Upcoming Events", and "Contact Us". The "Featured Resources" section highlights a report titled "The Role of the Teacher in the 21st Century" and a video titled "The Role of the Teacher in the 21st Century". The "Recent Publications" section lists several reports, including "The Role of the Teacher in the 21st Century", "The Role of the Teacher in the 21st Century", and "The Role of the Teacher in the 21st Century". The "Upcoming Events" section lists several events, including "The Role of the Teacher in the 21st Century", "The Role of the Teacher in the 21st Century", and "The Role of the Teacher in the 21st Century". The "Contact Us" section provides information about the Center's location and contact details.

Slide 22

Downloadable Webinar Resources


- PPT slideshow
- PPT presenter notes
- Participant note-taking form
- Handouts

Slide 23

Webinar Handouts

1. Visual Diagram
2. Practice Guide
3. Overview transcript
4. Slideshow transcript (Nonfiction Structure)
5. Sample Material (Nonfiction Activities)
6. Sample Material (Graphic Organizer)
7. Slideshow transcript (Narrative Structure)
8. Sample Material (Narrative Activities)
9. Tool (Instructional Planner)
10. Tool (Learning About Structure)
11. Topic Inventory
12. COI Resource List
13. DWW Resource List

Slide 24



CENTER ON INSTRUCTION

The Center on Instruction is operated by RMC Research Corporation in partnership with the Florida Center for Reading Research at Florida State University; Instructional Research Group; Lawrence Hall of Science at the University of California-Berkeley; the Texas Institute for Measurement, Evaluation, and Statistics at the University of Houston; and The Meadows Center for Preventing Educational Risk at the University of Texas at Austin.

The contents of this PowerPoint were developed under cooperative agreement S283B050034 with the U.S. Department of Education. However, these contents do not necessarily represent the policy of the Department of Education, and you should not assume endorsement by the Federal Government.

2011

The Center on Instruction requests that no changes be made to the content or appearance of this product.

To download a copy of this document, visit www.centeroninstruction.org
